

A photograph of a single-story building with a gabled roof and a central entrance. The building is light-colored with a dark roof. Above the entrance, there is a logo for 'community Action' with a red stylized figure. The address '1225' is visible above the glass doors. The image is overlaid with a semi-transparent red filter.

**COMMUNITY SERVICES
BLOCK GRANT (CSBG)
ANNUAL REPORT**

HIGHLIGHTS OF 2020

COMMUNITY SERVICES BLOCK GRANT (CSBG) ANNUAL REPORT



HIGHLIGHTS OF 2020

MANAGEMENT ACCOMPLISHMENTS



- CAPMC played a lead role in providing emergency services to the Community during one of the most challenging times of the century.
- CAPMC remained open to serve the most vulnerable residents in Madera County.
- The CAPMC management team identified new methods of service delivery and all employees remained working throughout 2020.

CAPMC: INFORMATION TECHNOLOGY

- Technology was upgraded to meet the needs of the agency.
- Setup and supported telework capabilities
- Provided updated laptops for staff to be able to work remotely
- Ensured email and phone services continued to function
- Increased Social Media presence



CAPMC: HUMAN RESOURCES




- Safe communication
- Staff supplied with PPE to help keep them safe
- Learned new laws about Covid-19
- Increased work load due to processing Covid-19 leaves



CAPMC MAINTENANCE

- Extra steps taken to provide a sanitized work environment for staff
- Installation of work station protection equipment



**CAPMC:
FISCAL**

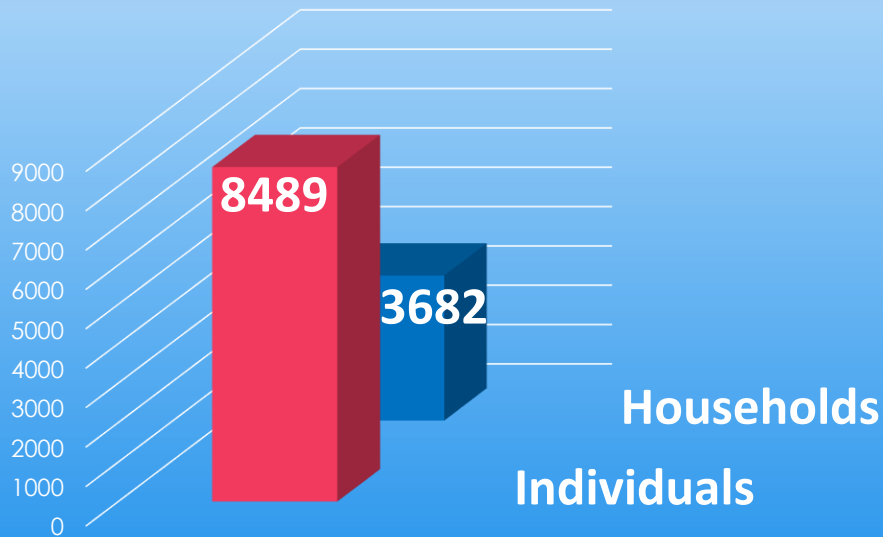
2020 EXPENDITURES



- Total CSBG Expenditures \$360,306
- Total Agency Expenditures \$29,897,283

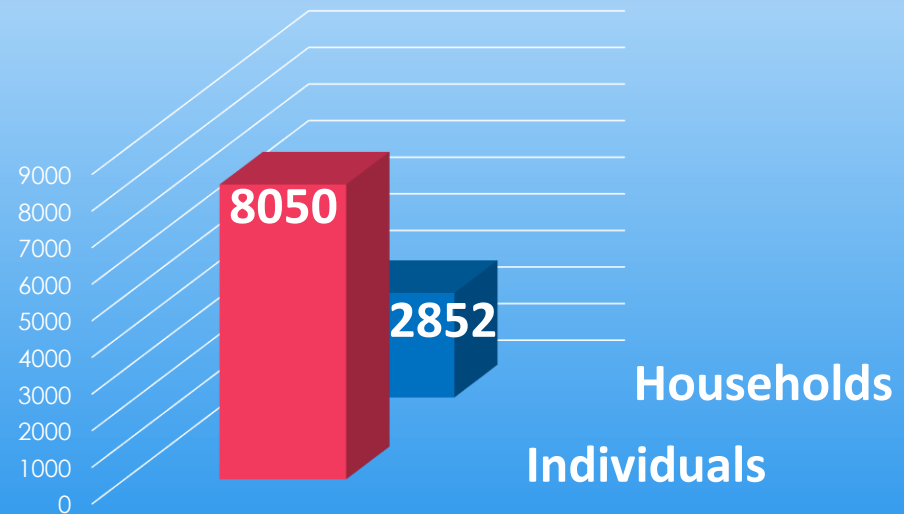
TOTAL INDIVIDUALS AND HOUSEHOLD SERVED

Number of Individuals /
Households Assisted
2019



■ Individuals ■ Households

Number of Individuals /
Households Assisted
2020

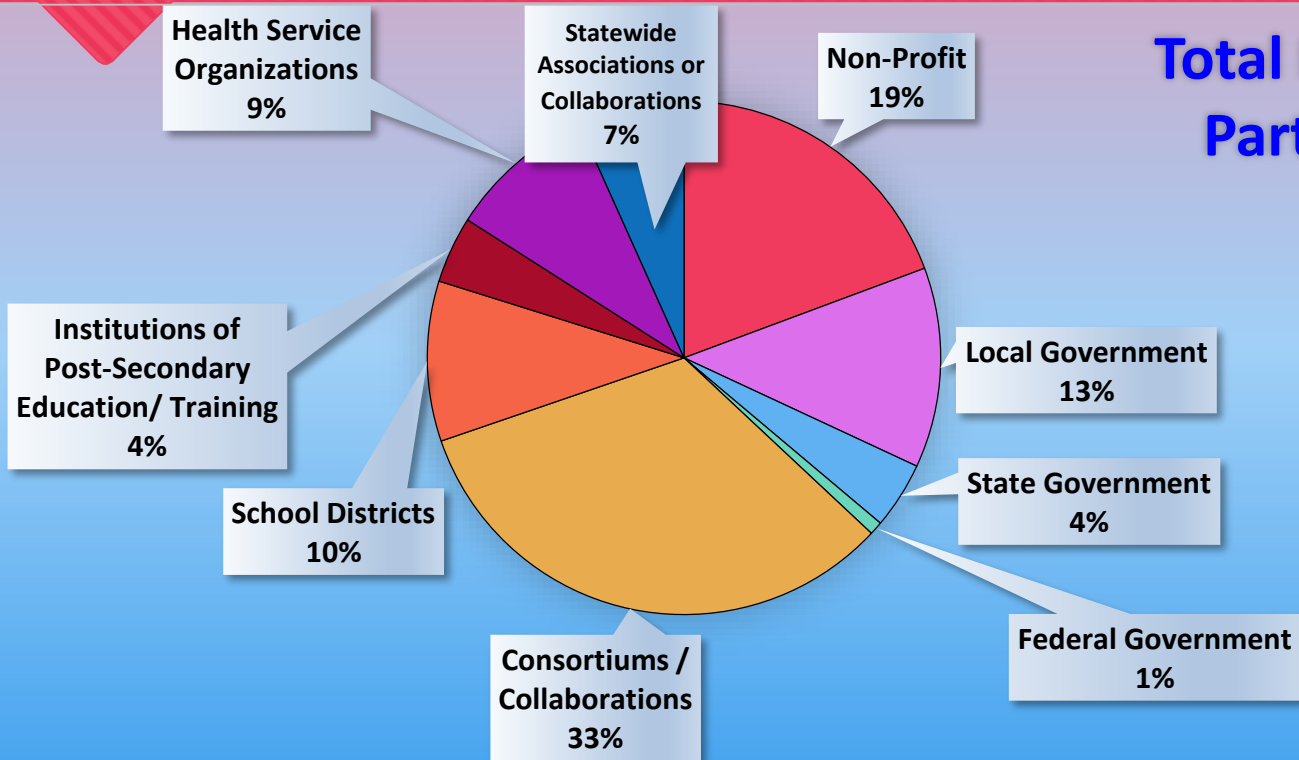


■ Individuals ■ Households

COMMUNITY PARTNERSHIPS



Total Number of Partnerships
119



- Non-Profit
- Local Government
- State Government
- Federal Government
- Consortiums / Collaborations
- School Districts
- Institutions of Post-Secondary Education/ Training
- Health Service Organizations
- Statewide Associations or Collaborations

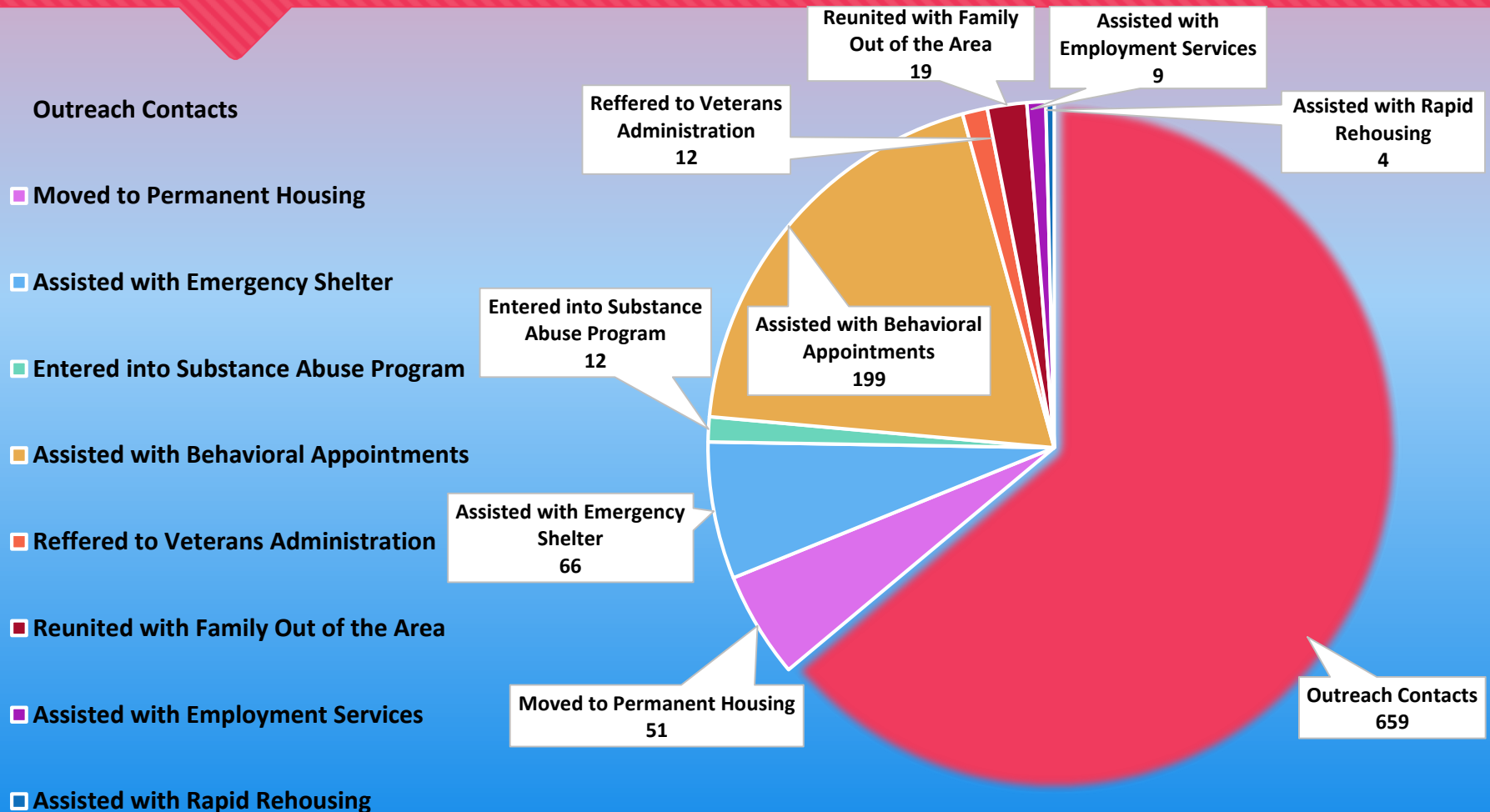
COMMUNITY SERVICES STAFF



HOMELESS ENGAGEMENT FOR LIVING PROGRAM (HELP) CENTER



HOMELESS ENGAGEMENT FOR LIVING PROGRAM (HELP) CENTER



COMMUNITY SERVICES: LIHEAP / WEATHERIZATION

- 1,214 Energy Assistance Households Served
- 66 Homes were Weatherized



**COMMUNITY
SERVICES:
HOME BOUND
PROGRAM/ WATER /
RENTAL ASSISTANCE**

Homebound Program

- Meals Served 42,077
- Households Serviced 194

Water

- Households Served with Drinking Water 111

Rental Assistance

- 167 Households Served with Rental Assistance



WE ARE
Meals On Wheels
So no senior goes hungry.



Water Assist[®]

COVID-19
RENTAL ASSISTANCE



**COMMUNITY
SERVICES:
SHUNAMMITE
PLACE**



- 29 Individuals were Housed
- 93% Individuals Remained in Housing

ALTERNATIVE PAYMENT RESOURCE & REFERRAL



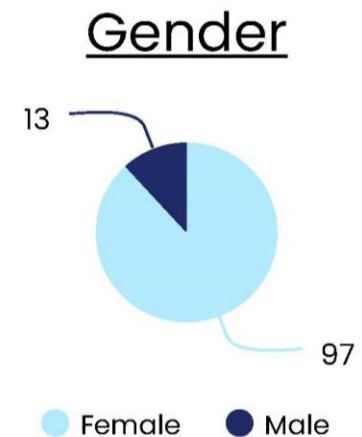
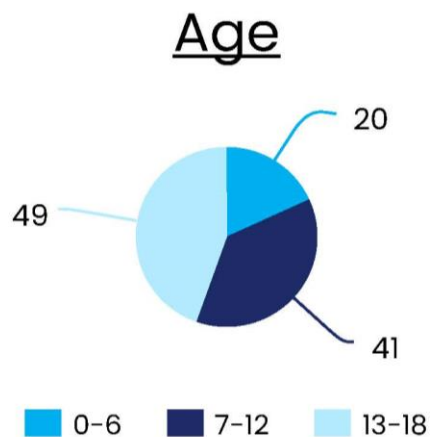
- 1,266 Children Were Provided Day Care
- 553 Referrals
- \$3,615,738 Increase in Funding
- 196 Increase in Children Served



CHILD ADVOCACY CENTER JANUARY – DECEMBER 2020

105 Individuals Ages 0-18 years

Total Child Forensic Interviews 110 (5 Children were interviewed twice)



CHILD ADVOCACY CENTER JANUARY – DECEMBER 2020

Forensic Interviews Year to Date

Month	Jan.	Feb.	Mar.	Apr.	May	Jun.	Jul.	Aug.	Sep.	Oct.	Nov.	Dec.
2020	9	10	11	13	11	12	13	6	3	8	8	6
2020 YTD	9	19	30	43	54	66	79	85	88	96	104	110
2019 YTD	9	20	32	38	45	54	70	82	92	101	106	111

VICTIM SERVICES

CAPMC Victim Services

1225 Gill Ave. - Madera CA 93637
(559) 661-1000

24-Hour Crisis Line
1-800-355-8989

- 76 Served in Martha Diaz Emergency Shelter
- 34 Individuals in Transitional Housing
- 1,600 Crisis Response Calls
- 568 Domestic Violence



YOU ARE
NOT
ALONE

VOLUNTEERS

Volunteer Hours Donated



- Total number of volunteer hours donated to the agency
- Of the above, the total number of volunteer hours donated by individuals with low incomes



MADERA MIGRANT, SEASONAL & REGIONAL HEAD START

- 865 HS Children Served
- 81 EHS Children Served
- 59,502 Meals Served



FRESNO MIGRANT & SEASONAL HEAD START

- 153 HS Children Served
- 19 EHS Children Served
- 18,855 Meals Served



STRENGTHENING FAMILIES PROGRAM PARENTING CLASSES

- 194 Attended
- 150 Graduated



Parenting Programs

CAPMC Parenting Programs is a training model that aims to enhance confidence in parenting and deliver effective ways to strengthen family relationships and improve behavior in children.



Parents within Madera County are provided an opportunity to participate in group sessions that they can attend with their children. CAPMC offers our families class incentives for participation, attendance, and completion of the program.



THANK YOU

For More information, please visit our
website at:

<https://maderacap.org>